

Je m'appelle _____

Les Vêtements (1) ★

1. Unscramble the French clothes vocabulary



une _____




une _____



un _____




des _____



un _____



des _____



des _____



une _____

2. Match the French to the English.

des bottes

hat

une écharpe

tie

des baskets

blouse

un chapeau

boots

une cravate

scarf

un chemisier

running shoes

3. Dessine un pull.

4. Dessine une jupe.

5. Qu'est-ce que tu portes? (*What are you wearing?*)

Je porte _____ et _____

Je m'appelle _____

Les Vêtements (1) - Answer Key ★

1. Unscramble the French clothes vocabulary



une **chemise**




une **robe**



un **pantalon**



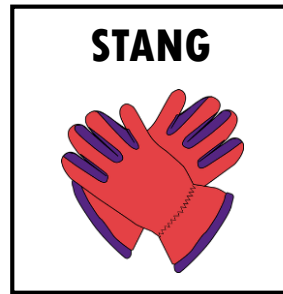
des **chaussures**



un **manteau**



des **chaussettes**



des **gants**



une **veste**

2. Match the French to the English.

des bottes	→	hat
une écharpe	→	tie
des baskets	→	blouse
un chapeau	→	boots
une cravate	→	scarf
un chemisier	→	running shoes

3. Dessine un pull.

Students should draw a sweater.

4. Dessine une jupe.

Students should draw a skirt.

5. Qu'est-ce que tu portes? (What are you wearing?)

Je porte **TEACHER CHECK** et _____

Je m'appelle _____

Les Vêtements (1) ★★

1. Unscramble the French clothes vocabulary



une _____




une _____



un _____




des _____



un _____



des _____



des _____



une _____

2. Match the French to the English.

des bottes

hat

une écharpe

tie

des baskets

blouse

un chapeau

boots

une cravate

scarf

un chemisier

running shoes

3. Dessine un pull jaune et vert.

4. Dessine une jupe rose et noire.

5. Qu'est-ce que tu portes?

Je m'appelle _____

Les Vêtements (1) – Answer Key ★★

1. Unscramble the French clothes vocabulary



une **chemise**




une **robe**



un **pantalon**



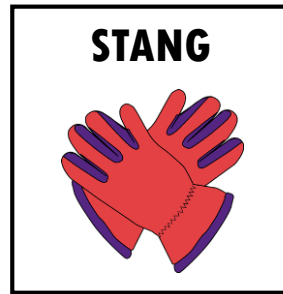
des **chaussures**



un **manteau**



des **chaussettes**




des **gants**



une **veste**

2. Match the French to the English.



3. Dessine un pull jaune et vert.

Students should draw a yellow and green jumper.

4. Dessine une jupe rose et noire.

Students should draw a pink and black skirt.

5. Qu'est-ce que tu portes?

Je porte... TEACHER CHECK

Je m'appelle _____




Les Vêtements (2)★

Je m'appelle Jade. Je porte une jupe rose et une veste noire. Ma soeur porte une robe.

Je m'appelle Adrien. Je porte un manteau. Ma soeur porte des gants bleus et un chapeau.

My name is Liam. I am wearing a shirt and a tie.



1. What colour is Jade's jacket?

2. What else does Jade tell us she is wearing?

3. What is Jade's sister wearing?

4. What does Adrien tell us he is wearing?

5. What colour are Adrien's sister's gloves?

6. What else is Adrien's sister wearing?

7. Translate Liam's words into French.

Je m'appelle _____




Les Vêtements (2)★

Answer Key

Je m'appelle Jade. Je porte une jupe rose et une veste noire. Ma soeur porte une robe.

Je m'appelle Adrien. Je porte un manteau. Ma soeur porte des gants bleus et un chapeau.

My name is Liam. I am wearing a shirt and a tie.



1. What colour is Jade's jacket?

black

2. What else does Jade tell us she is wearing?

a pink skirt

3. What is Jade's sister wearing?

a dress

4. What does Adrien tell us he is wearing?

a coat

5. What colour are Adrien's sister's gloves?

blue

6. What else is Adrien's sister wearing?

a hat

7. Translate Liam's words into French.

Je m'appelle Liam. Je porte une

chemise et une cravate.

Je m'appelle _____



Les Vêtements (2)★★



Je m'appelle Ava. Je porte un manteau noir, une jupe rose et des bottes marron. Mon frère porte un tee-shirt jaune, un pantalon blanc et des baskets rouges.

Je m'appelle Yanis. Je porte une chemise violette, une cravate verte, un pantalon gris et des chaussures noires. Je ne porte pas de chaussettes.

My name is Isaac. I am wearing black pants, a blue hat and a purple coat. My sister is wearing a pink dress and a red jacket.

1. What colour is Ava's skirt?

2. What else is Ava wearing?


3. What is Ava's brother wearing on his feet?

4. What colour is Yanis's tie?

5. What colour are Yanis's pants?

6. What does Yanis say he is not wearing?

7. Translate Isaac's words into French.



Je m'appelle _____



Les Vêtements (2)★★


Answer Key



Je m'appelle Ava. Je porte un manteau noir, une jupe rose et des bottes marron. Mon frère porte un tee-shirt jaune, un pantalon blanc et des baskets rouges.

Je m'appelle Yanis. Je porte une chemise violette, une cravate verte, un pantalon gris et des chaussures noires. Je ne porte pas de chaussettes.

My name is Isaac. I am wearing black pants, a blue hat and a purple coat. My sister is wearing a pink dress and a red jacket.



1. What colour is Ava's skirt?

pink

2. What else is Ava wearing?

a black coat and brown boots

3. What is Ava's brother wearing on his feet?

red running shoes

4. What colour is Yanis's tie?

green

5. What colour are Yanis's pants?

grey

6. What does Yanis say he is not wearing?

socks

7. Translate Isaac's words into French.

Je m'appelle Isaac. Je porte un

pantalon noir, un chapeau

bleu et un manteau violet. Ma

soeur porte une robe rose et

une veste rouge.

Je m'appelle _____



Les Vêtements (3) ★

1. Dessine un personnage qui porte une chemise, un pantalon et des chaussures.

2. Dessine un personnage qui porte une jupe, un pull et des bottes.

3. Draw a character wearing clothes of your choice. Beside your picture write a sentence in French to say what they are wearing.

Il / Elle porte

boots – *des bottes*
running shoes – *des baskets*
a hat – *un chapeau*
shoes – *des chaussures*
socks – *des chaussettes*

a shirt – *une chemise*
gloves – *des gants*
a skirt – *une jupe*
a coat – *un manteau*
pants – *un pantalon*

a jumper – *un pull*
a dress – *une robe*
shorts – *un short*
a jacket – *une veste*

Je m'appelle _____



Les Vêtements (3) – **Answer Key**★

1. Dessine un personnage qui porte une chemise, un pantalon et des chaussures.

Students should draw a character wearing a shirt, pants and shoes.

2. Dessine un personnage qui porte une jupe, un pull et des bottes.

Students should draw a character wearing a skirt, a sweater and boots.

3. Draw a character wearing clothes of your choice. Beside your picture write a sentence in French to say what they are wearing.

Il / Elle porte

TEACHER CHECK

boots – *des bottes*
running shoes – *des baskets*
a hat – *un chapeau*
shoes – *des chaussures*
socks – *des chaussettes*

a shirt – *une chemise*
gloves – *des gants*
a skirt – *une jupe*
a coat – *un manteau*
pants – *un pantalon*

a sweater – *un pull*
a dress – *une robe*
shorts – *un short*
a jacket – *une veste*

Je m'appelle _____



Les Vêtements (3) ★★

1. Dessine un personnage qui porte une chemise violette, un pantalon vert et des chaussures grises.

2. Dessine un personnage qui porte une jupe jaune, un chemisier bleu, des bottes noires et un chapeau rouge.

3. Draw a character wearing clothes of your choice. Beside your picture write a sentence in French to say what they are wearing.

Je m'appelle _____



Les Vêtements (3) – Answer Key★★

1. Dessine un personnage qui porte une chemise violette, un pantalon vert et des chaussures grises.

Students should draw a character wearing a purple shirt, green pants and grey shoes.

2. Dessine un personnage qui porte une jupe jaune, un chemisier bleu, des bottes noires et un chapeau rouge.

Students should draw a character wearing a yellow skirt, a blue blouse, black boots and a red hat.

3. Draw a character wearing clothes of your choice. Beside your picture write a sentence in French to say what they are wearing.

TEACHER CHECK



Je m'appelle _____


Les Vêtements (4)★

1. *Qu'est-ce qu'elle dit?* Translate the teacher's instructions and questions.

Accrochez vos vestes.

Accroche ton sac.

Mettez vos
jupes.



Enlève tes
chaussures.

Enlevez vos chaussettes.

Mets ta cravate.

Où est ton tee-shirt?

Où sont vos pantalons?

accroche / accrochez – hang up

enlève / enlevez – take off

mets / mettez – put on

ton / ta / tes / vos – your

Où est...? / Ou sont...? – Where is...? / Where are...?





Je m'appelle _____

Les Vêtements (4) – Answer Key ★

1. *Qu'est-ce qu'elle dit?* Translate the teacher's instructions and questions.

Accrochez vos vestes.

Hang up your jackets.

Accroche ton sac.

Hang up your bag.

Mettez vos jupes.

Put on your skirts.



Enlève tes chaussures.

Take off your shoes.

Enlevez vos chaussettes.

Take off your socks.

Mets ta cravate.

Put on your tie.

Où est ton tee-shirt?

Where is your T-shirt?

Où sont vos pantalons?

Where are your pants?

accroche / accrochez – hang up

enlève / enlevez – take off

mets / mettez – put on

ton / ta / tes / vos – your

Où est...? / Où sont...? – Where is...? / Where are...?





Je m'appelle _____


Les Vêtements (4)★★

1. *Qu'est-ce qu'elle dit?* Translate the teacher's instructions and questions.

Accrochez vos vestes.

Accroche ton sac.

Mettez vos
jupes.



Enlève tes
chaussures.

Enlevez vos chaussettes.

Mets ta cravate.

Où est ton tee-shirt?

Où sont vos pantalons?

2. *Comment on dit...?* Translate these sentences into French.

Put on your shirt. _____

Where is your dress? _____





Je m'appelle _____

Les Vêtements (4) – Answer Key ★★

1. *Qu'est-ce qu'elle dit?* Translate the teacher's instructions and questions.

Accrochez vos vestes.


Hang up your jackets.

Accroche ton sac.

Hang up your bag.

Mettez vos jupes.

Put on your skirts.



Enlève tes chaussures.

Take off your shoes.

Enlevez vos chaussettes.

Take off your socks.

Mets ton pull.

Put on your sweater.

Où est ton tee-shirt?

Where is your T-shirt?

Où sont vos pantalons?

Where are your pants?


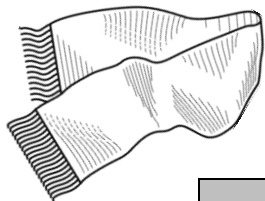
2. *Comment on dit...?* Translate these sentences into French.

Put on your shirt. *Mets ta chemise.*

Where is your dress? *Où est ta robe?*



Les Vêtements (1) ★



Horizontalement

- 3. gloves – *des...*
- 4. a scarf – *une...*
- 7. a jumper – *un...*
- 8. a tie – *une...*
- 10. a jacket – *une...*
- 11. running shoes – *des...*
- 13. boots – *des...*
- 14. shoes – *des...*

Verticalement

- 1. pants – *un...*
- 2. a coat – *un...*
- 5. a skirt – *une...*
- 6. socks – *des...*
- 8. a hat – *un...*
- 9. a shirt – *une...*
- 12. a dress – *une...*

BASKETS

BOTTES

CHAPEAU

CHAUSSETTES

CHAUSSURES

CHEMISE

CRAVATE

ECHARPE

GANTS

JUPE

MANTEAU

PANTALON


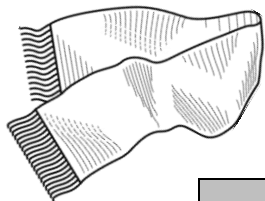
PULL

ROBE

VESTE



Les Vêtements (1) ★★



Horizontalement

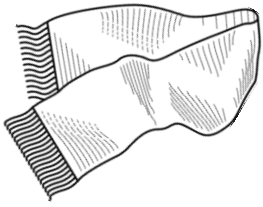
- 3. gloves – *des...*
- 4. a scarf – *une...*
- 7. a jumper – *un...*
- 8. a tie – *une...*
- 10. a jacket – *une...*
- 11. running shoes – *des...*
- 13. boots – *des...*
- 14. shoes – *des...*

Verticalement

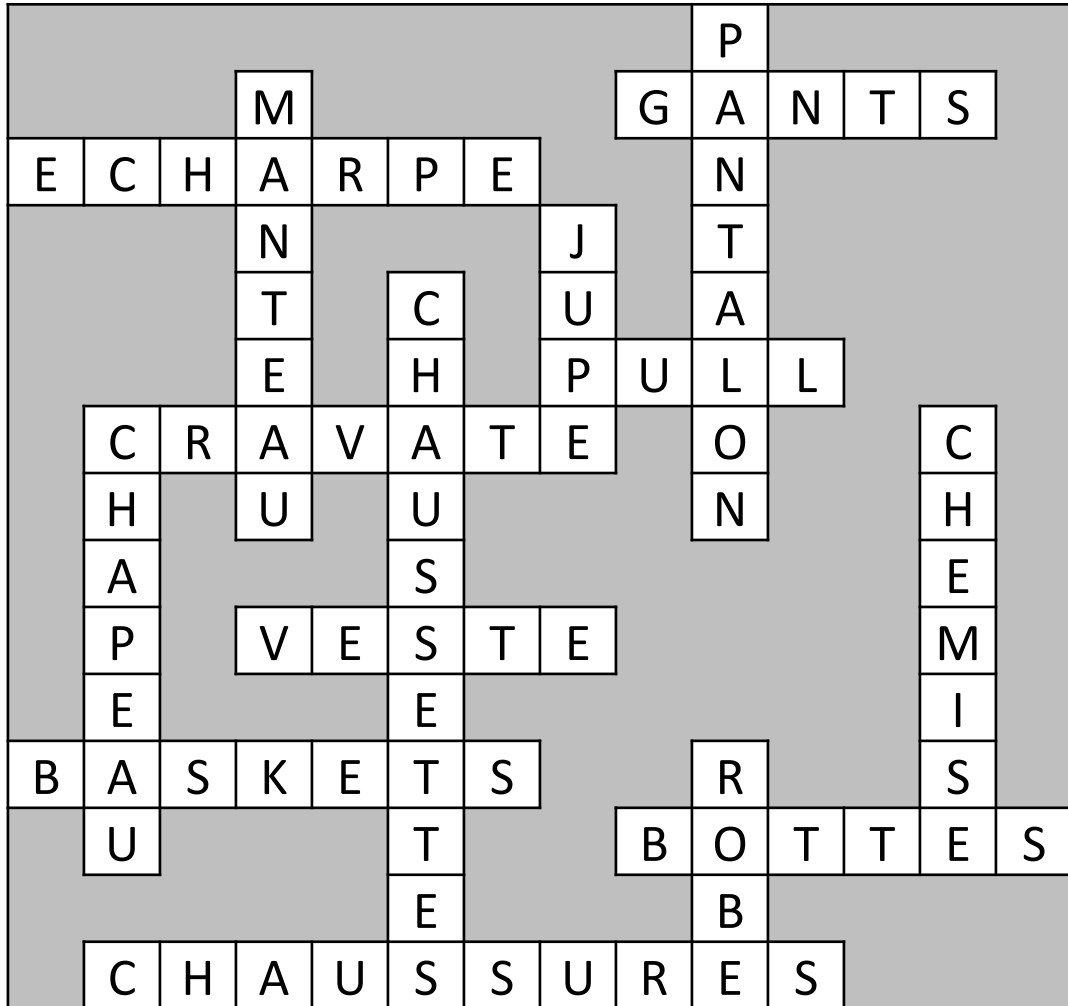
- 1. pants – *un...*
- 2. a coat – *un...*
- 5. a skirt – *une...*
- 6. socks – *des...*
- 8. a hat – *un...*
- 9. a shirt – *une...*
- 12. a dress – *une...*



Les Vêtements (1)



ANSWER KEY




TERMS OF USE

Thank you for purchasing these resources. They are for a single user and for personal and classroom use only. Please do not share them with other teachers. They may not be distributed or displayed digitally for public view. Copying any part of these resources is forbidden and violates the Digital Millennium Copyright Act.



Les Vêtements (2) ★



Horizontalement

- 3. a tie – *une...*
- 5. socks – *des...*
- 8. pants – *un...*
- 9. a jumper – *un...*
- 12. a skirt – *une...*
- 14. a dress – *une...*
- 15. a shirt – *une...*
- 17. slippers – *des...*
- 19. a watch – *une...*
- 20. a belt – *une...*

Verticalement

- 1. a hat – *un...*
- 2. a jacket – *une...*
- 3. a shoe – *une...*
- 4. running shoes – *des...*
- 6. a beanie – *un...*
- 7. briefs – *un...*
- 10. glasses – *des...*
- 11. boots – *des...*
- 13. gloves – *des...*
- 15. a suit – *un...*
- 16. a scarf – *une...*
- 18. shorts – *un...*


- BASKETS
- BONNET
- BOTTES
- CEINTURE
- CHAPEAU
- CHAUSSETTES
- CHAUSSONS
- CHAUSSURE
- CHEMISE
- COSTUME
- CRAVATE
- ECHARPE
- GANTS

- JUPE
- LUNETTES
- MONTRE
- PANTALON
- PULL
- ROBE
- SHORT
- SLIP
- VESTE





Les Vêtements (2) ★★



Horizontalement

- 3. a tie – *une...*
- 5. socks – *des...*
- 8. pants – *un...*
- 9. a jumper – *un...*
- 12. a skirt – *une...*
- 14. a dress – *une...*
- 15. a shirt – *une...*
- 17. slippers – *des...*
- 19. a watch – *une...*
- 20. a belt – *une...*

Verticalement

- 1. a hat – *un...*
- 2. a jacket – *une...*
- 3. a shoe – *une...*
- 4. running shoes – *des...*
- 6. a beanie – *un...*
- 7. briefs – *un...*
- 10. glasses – *des...*
- 11. boots – *des...*
- 13. gloves – *des...*
- 15. a suit – *un...*
- 16. a scarf – *une...*
- 18. shorts – *un...*





Les Vêtements ★



J	C	H	A	U	S	S	U	R	E	S	E	E	P
R	E	T	T	E	S	S	U	A	H	C	P	S	O
E	J	U	P	E	C	R	O	B	E	R	R	T	M
I	S	T	E	L	H	C	U	N	A	P	P	N	A
S	T	A	C	L	A	N	R	H	T	A	A	A	N
I	E	B	H	U	P	L	C	A	N	O	N	G	T
M	K	O	E	P	E	E	G	T	V	R	I	R	E
E	S	T	M	S	A	E	A	T	U	A	O	N	A
H	A	T	I	M	U	L	A	N	T	H	T	E	U
C	B	E	S	A	O	U	V	E	S	T	E	E	N
O	I	S	E	N	R	T	R	I	H	S	E	E	T

SHOES – *DES* **CHA**_____

DRESS – *UNE* **ROB**_____

COAT – *UN* **MAN**_____

SKIRT – *UNE* **JUP**_____

SOCK – *UNE* **CHA**_____

GLOVES – *DES* **GAN**_____

SCARF – *UNE* **ECH**_____

JUMPER – *UN* **PUL**_____

BOOTS – *DES* **BOT**_____

SHIRT – *UNE* **CHE**_____

SHORTS – *UN* **SHO**_____

T-SHIRT – *UN* **TEE**_____

RUNNING SHOES – *DES* **BAS**_____

TIE – *UNE* **CRA**_____

PANTS – *UN* **PAN**_____

HAT – *UN* **CHA**_____

JACKET – *UNE* **VES**_____

BLOUSE – *UN* **CHE**_____

TROUVEZ LA PHRASE! After you have found all the words, put together the unused letters (in the order that they appear in the grid) to find a hidden French sentence. Then translate it into English.



Les Vêtements ★★



J	C	H	A	U	S	S	U	R	E	S	E	E	P
R	E	T	T	E	S	S	U	A	H	C	P	S	O
E	J	U	P	E	C	R	O	B	E	R	R	T	M
I	S	T	E	L	H	C	U	N	A	P	P	N	A
S	T	A	C	L	A	N	R	H	T	A	A	A	N
I	E	B	H	U	P	L	C	A	N	O	N	G	T
M	K	O	E	P	E	E	G	T	V	R	I	R	E
E	S	T	M	S	A	E	A	T	U	A	O	N	A
H	A	T	I	M	U	L	A	N	T	H	T	E	U
C	B	E	S	A	O	U	V	E	S	T	E	E	N
O	I	S	E	N	R	T	R	I	H	S	E	E	T

SHOES - *DES* _____

DRESS - *UNE* _____

COAT - *UN* _____

SKIRT - *UNE* _____

SOCK - *UNE* _____

GLOVES - *DES* _____

SCARF - *UNE* _____

SWEATER - *UN* _____

BOOTS - *DES* _____

SHIRT - *UNE* _____

SHORTS - *UN* _____

T-SHIRT - *UN* _____

RUNNING SHOES - *DES* _____

TIE - *UNE* _____

PANTS - *UN* _____


HAT - *UN* _____

JACKET - *UNE* _____

BLOUSE - *UN* _____

TROUVEZ LA PHRASE! After you have found all the words, put together the unused letters (in the order that they appear in the grid) to find a hidden French sentence. Then translate it into English.

Les Vêtements - ANSWER KEY



SHOES – **DES CHAUSSURES**

COAT – **UN MANTEAU**

SOCK – **UNE CHAUSSETTE**

SCARF – **UNE ECHARPE**

BOOTS – **DES BOTTES**

SHORTS – **UN SHORT**

RUNNING SHOES – **DES BASKETS**

PANTS – **UN PANTALON**

JACKET – **UNE VESTE**

DRESS – **UNE ROBE**

SKIRT – **UNE JUPE**

GLOVES – **DES GANTS**

SWEATER – **UN PULL**

SHIRT – **UNE CHEMISE**

T-SHIRT – **UN TEE-SHIRT**

TIE – **UNE CRAVATE**

HAT – **UN CHAPEAU**

BLOUSE – **UN CHEMISIER**

TROUVEZ LA PHRASE! After you have found all the words, put together the unused letters (in the order that they appear in the grid) to find a hidden French sentence. Then translate it into English.

JE PORTE UN PANTALON GRIS ET UN MANTEAU NOIR.

I AM WEARING GREY PANTS AND A BLACK COAT.



© 2018 FullShelf Resources

<https://www.teacherspayteachers.com/Store/Fullshelf-Resources>

French Clothes

Worksheets and Puzzles

WORKSHEETS (Pages 1-16)

4 worksheets (with answer keys). Worksheets are included in a 1-star version (for younger, lower ability or less experienced students) and a 2-star version. The 1-star versions are a little less challenging and some contain a word bank for support. Worksheet 4 focuses on teacher commands that might be used in the classroom. It could also be used to teach the different versions of 'you', depending on whether the noun is male (*ton*) female (*ta*) or plural (*tes*) and if the teacher is addressing more than one student (*vos*). The verb ending also changes depending on who the teacher is addressing, (e.g. *enlève* – one student, *enlevez* – more than one student).

CROSSWORDS AND WORDSEARCHES (Pages 17-25)

There are 2 crosswords and a wordsearch. The first crossword features a smaller vocabulary range; the second contains an extended range. All puzzles are differentiated 2 ways. The 1-star version of the crosswords contain a word bank for support, and the 1-star wordsearch contains the start of each word. Answer keys provided.

FRENCH CLOTHES VOCABULARY SLIDES (Separate File)

Use these slides (PowerPoint or PDF) to support students completing the worksheets, if required. Includes French colours to help with adjectival agreement.

As there is a difference between US, Canadian, UK and Australian words and spelling for a small number of words in these resources, I have included additional versions of this file with minor amendments.

TERMS OF USE

Thank you for purchasing these resources. They are for a single user and for personal and classroom use only. Please do not share them with other teachers. They may not be distributed or displayed digitally for public view. Copying any part of these resources is forbidden and violates the Digital Millennium Copyright Act.



© FullShelf Resources

SAVE with French Bundles

CLICK HERE TO FOLLOW MY STORE or on the images below to explore some of my time-saving, money-saving BUNDLES.

French Food and Drink BUNDLE

100 Slide PowerPoint
4 Printable Games & Activities
2 Worksheets & 2 Puzzles

French Calendar BUNDLE

Lesson Presentation, Bingo,
Printable Games, Differentiated
Worksheets and Puzzles

French Numbers Complete BUNDLE

PowerPoint Presentation,
Differentiated Printable Games,
Worksheets, and Puzzles

French Family (La Famille) BUNDLE

70 Slide PowerPoint
3 Printable Games
3 Worksheets & 2 Puzzles